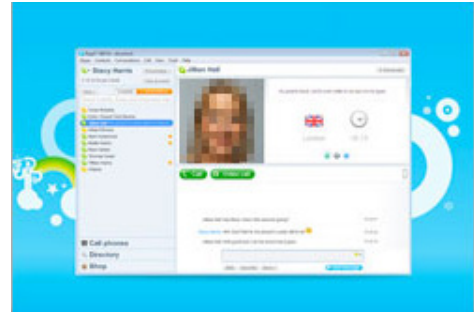


Skype



www.skype.com

Skype is an internet-enabled communications platform that allows users to communicate with other Skype users through messaging, voice and video. Skype users can also group video, call landlines and mobile phones using the platform.



Who can access this site?

Skype is available to anyone, however Skype is not intended for or designed to attract users under the age of 13.

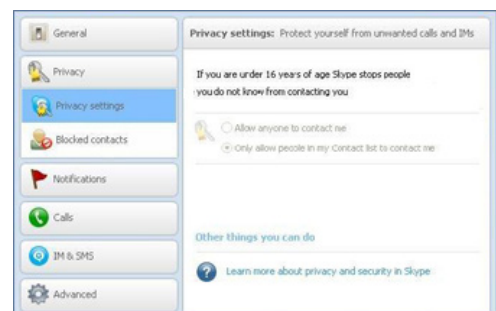
By downloading and using the Skype software, you agree to comply with Skype's Terms of Use and Privacy Policy. You are required to be of legal age to form a binding agreement with Skype.

How can I protect my information?

Default privacy settings for users under 16

By default, Skype has special privacy settings if you are under 16:

- Only allowing people in your contact list to contact you. This contact includes all forms of communication using Skype, such as calls, chat messages, video and screen sharing.
- Hiding your age, date of birth and gender on your profile page, so others cannot see this information.
- Hiding your details from search results unless returned as an exact match by Skype name or email.



Above is an example of an under 16's privacy settings on Skype.

Default privacy settings for users aged 16+

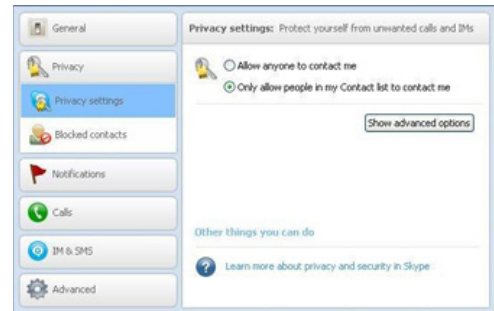
If you are over 16, by default only the people in your contact list can see your profile picture, or share their screen or video with you, but anyone who searches for you can call you or send you an IM.

Adjusting your privacy settings for users aged 16+

If you are over 16, you can adjust your privacy settings so only people confirmed as a contact can communicate with you. To adjust this setting, you can:

1. log into your account
2. in the top toolbar, click *Skype*, then click *Privacy*
3. click *Privacy Settings* located in the right side panel
4. select the *Only allow* people in my Contact list only option
5. click *Show advanced options* in the right side panel
6. adjust your setting for *Automatically receive video and share screens with* and *Allow IMs from*
7. click *Save*.

More information is available at Skype's [how to change my privacy settings](#) page.



Above is an example of how to adjust your privacy setting if you are over 16 on Skype.

Profile information settings

Skype provides default settings that control whether your profile information is:

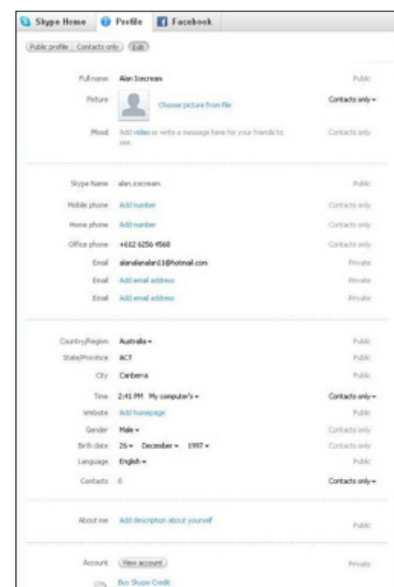
- public – everyone using Skype can see it
- contacts only – only your contacts can see it
- private – only you can see it.

Skype allows you to adjust some of these settings. For the settings you can't adjust, you can edit or delete the information that is displayed.

To access these settings or to edit your profile information, you can:

1. log into your account
2. click *Skype* in the top toolbar
3. scroll down to *Profile* and click *Edit your Profile*
4. click *Manage*.

More information is available at Skype's [who can see my profile information](#) page.



Above is an example of how to edit your profile information and adjust your profile information settings on Skype.

How can I report cyber-bullying or abuse?

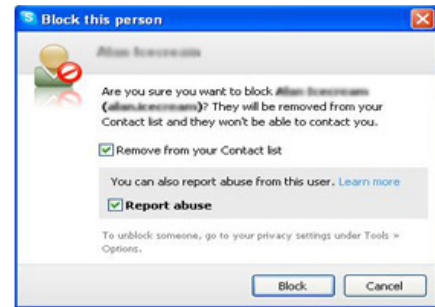
When reporting abuse on Skype, you can also block that user from contacting you.

To report abuse and block a user, you can:


1. log into your account
2. go to the *Contacts* or *Recent* tab located in the left hand panel, right-click the contact's name and select *Block This Person*
3. in the message box, select *Report abuse*
4. click *Block*.

Are there ways to spend money on Skype?

Skype is free to download and use. For a fee, you can access additional features (such as online numbers, group video calling, Skype calls to mobiles and landlines). More information is available at Skype's Prices page.



Above is an example of how to report abuse and block someone on Skype



Above is an example of Skype Credits

Where do I get more information?



You can visit www.skype.com for more information, including:

- Skype's Security page provides information on protecting your online safety, security and privacy.
- Skype Support offers general help information.

You can also find links to this information at www.cybersafetyhelp.gov.au/easyguide/skype