

Instagram



www.instagram.com

Instagram is a way to share your photos with friends and family. Take a picture, choose a filter to transform its look and feel, then post it to Instagram.



Who can access this site?

*Instagram is intended for people over the age of 13. It is not possible to sign up for an Instagram account on the website. You need to sign up for an account within the Apple or Android app.

By creating an account, you agree to comply with Instagram's Terms of Service.

How can I protect my information?

Default privacy settings for users aged 13+

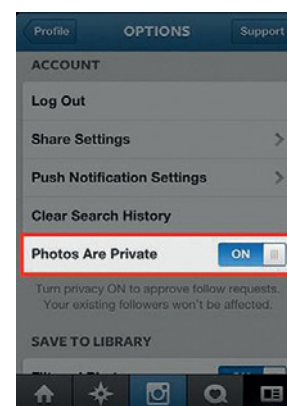
By default, anyone can view your profile on Instagram or the Instagram website. If you do not wish to share your profile, you can set your photos to private and your photos will be visible only to those users you've allowed to follow you.

Some profile information is not visible to anyone but you. This includes your email address, phone number, gender and birthday.

Adjust your privacy settings

To make your profile private, you can:

1. tap the far right address card icon to go to your profile
2. tap *Edit Your Profile* next to your profile picture
3. **Apple device** - scroll to *Photos Are Private* and toggle the switch to *ON* to turn on privacy.
Android or Windows phone device – check the box next to *Posts are Private*
4. Press *Done*. Once you turn on Privacy, anyone who wants to see your photos, or followers and following lists, will have to send you a follow request that will appear in your news feed, which you can then approve or ignore.



Above is an example of how to make your profile private on Instagram.

To approve or deny a request, you can:

1. tap the username of the user who requested to follow you
2. tap the approve (tick icon) or ignore (cross icon) button.

More information is available at the Controlling Your Visibility page.

How can I report cyber-bullying and abuse?

You can report inappropriate photos, comments, or users that are in violation of Instagram's Community Guidelines or Terms of Use directly in Instagram with the built-in flagging feature.

Flag a Photo or Video

In order to flag a photo, you can:

1. tap the ... icon below the photo you would like to report
2. tap *Report Inappropriate*
3. Select why you are reporting the post.

Flag a Comment

In order to flag a comment on an **Apple device**, you can:

1. tap the *comment* button below the photo
2. swipe your finger to the right over the comment you'd like to flag
3. tap the exclamation point
4. tap *Report Abuse*
5. select an option for why the comment is abusive.

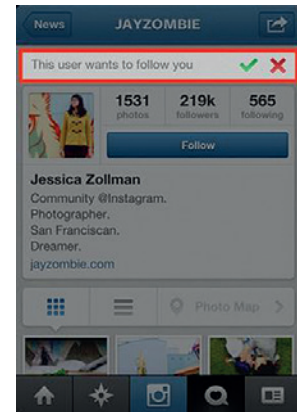
In order to flag a comment on an **Android device**, you can:

1. tap the *comment* button below your photo
2. tap or press and hold the comment you want to report
3. tap *Delete Comment and Report Abuse*.

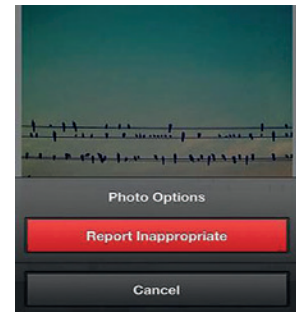
Flag a User

In order to flag a user, you can:

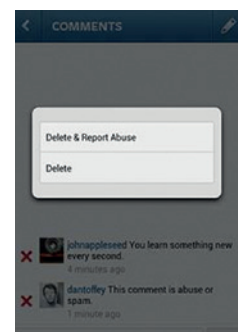
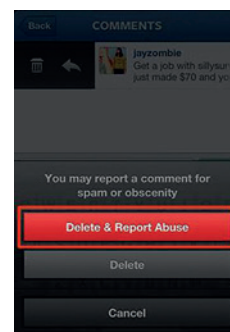
1. go to the profile page
2. tap the icon in the top right corner of the screen
3. tap *Report Inappropriate*.



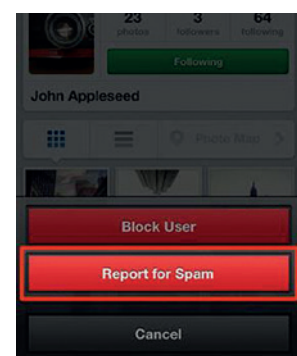
Above is an example of how to approve or ignore a follow request on Instagram



Above is an example of how to report an inappropriate photo on Instagram.



Above is an example of how to delete a comment and report abuse on Instagram.



Above is an example of how to flag a user on Instagram.





Reporting inappropriate profiles or posts is anonymous and your information isn't shared with the persons whose content you report.

More information is available at the Abuse and Spam page.

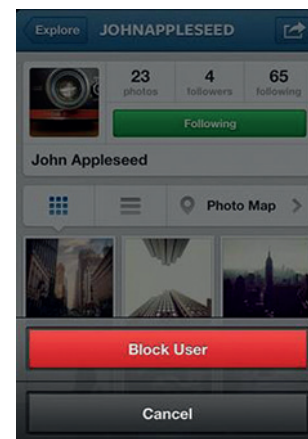
Blocking a User

When you block a user, the user cannot view your photos or search for your Instagram account. The blocked user is not notified when they are blocked.

To block a user, you can:

1. go to their profile by tapping  at the bottom of the app,
2. tap the search bar at the top and then searching for their name or username
3. tap their profile to open it and then tap  (iPhone),  (Android) or  (Windows Phone)
4. tap *Block user*.

More information is available at the Blocking a User page.



Above is an example of how to block a user on Instagram.

Are there ways to spend money on Instagram?

Instagram is free to join and use.

Where can I get more information?



You can visit www.instagram.com for more information, including:

- Instagram's Privacy and Safety Centre provides privacy and safety information.
- Instagram Basics provides general information about Instagram.
- Instagram's Tips for Parents has safety information for parents.
- Instagram's Privacy Policy outlines its privacy guidelines.

You can also find links to this information at www.cybersafetyhelp.gov.au/easyguide/instagram